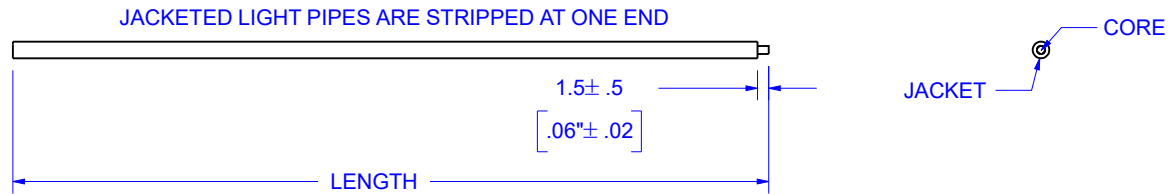


© COPYRIGHT 2023 BY INDUSTRIAL FIBER OPTICS, INC.
ALL RIGHTS RESERVED.

REVISIONS

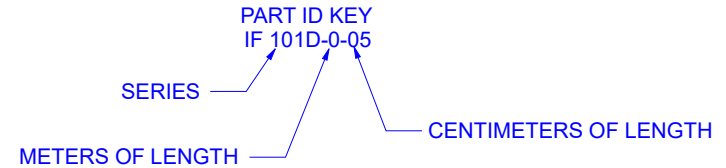
| REV | DESCRIPTION | ECO | DATE | DWN | APVD |
|-----|---|-----|------------|-----|------|
| - | Initial release | | 10/29/2009 | BB | AR |
| A | Redrew. Added end strip information and tables. | | 10/17/2023 | BB | DH |
| | | | | | |

- Notes:
- Some flash material (strings of cladding or jacket) is typical around the ends of light pipes.
 - Ends are cut with an end finish equivalent to a 30 μm polish or better.



| Series | Fiber | Min Bend Radius |
|---------|--------------------------|-----------------|
| IF 101Y | LH4001-N | 2 mm |
| IF 101D | SH4001 or DC-1000 | 25 mm |
| IF 101L | GH4001 or TC-1000 | 25 mm |
| IF 101N | GHCP4001 or TCF-1000 | 25 mm |
| IF 101V | BH4001 | 25 mm |
| IF 101O | GHN4001 | 25 mm |
| IF 101G | SH6001-2.2 or DC-1500-22 | 40 mm |
| IF 101F | SH6001 | 40 mm |
| IF 101H | SH8001 or DC-2000-30 | 80 mm |

| LENGTH | TOLERANCE |
|------------|------------|
| 5 cm | +0.4/-0 cm |
| 6-30 cm | ±0.2 cm |
| 31-59 cm | ±0.3 cm |
| 60-99 cm | ±0.4 cm |
| 100-300 cm | ±0.5 cm |

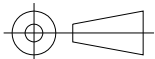


UNLESS OTHERWISE SPECIFIED
DIMENSIONS MILLIMETERS [IN.]

DIMENSIONS ARE FOR REFERENCE ONLY
NO TOLERANCES MAY BE IMPLIED FROM THIS DOCUMENT

| | |
|------------|------------|
| PRODUCT | |
| MATERIAL | |
| FINISH | |
| DRAWN BY | B. Bidwell |
| DATE | 10/17/2023 |
| CHECKED BY | D. Hanson |
| DATE | 10/17/2023 |

| | | | |
|--|--------------|----------------------------|-----------------|
| Industrial Fiber Optics TEMPE, AZ 85281 | | | |
| NAME Jacketed Light Pipes | | | |
| SIZE A | SCALE 1:1 | DOCUMENT NUMBER 53 0000 | REV A |
| DO NOT SCALE DRAWING | | 1 OF 1 | |



METRIC