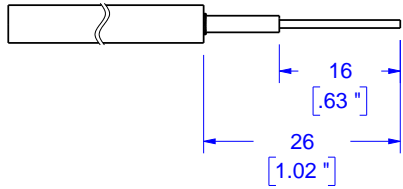


© COPYRIGHT 2012 BY INDUSTRIAL FIBER OPTICS, INC.
ALL RIGHTS RESERVED.



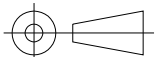
NOTES:

1. RoHS COMPLIANT
2. -40° C TO 80° C OPERATING TEMPERATURE
3. SUITABLE FOR POF WITH Ø5mm OUTER JACKET Ø2.2mm JACKET AND Ø1.0mm OPTICAL CORE
4. ONE-PIECE STAINLESS STEEL FLANGE AND FERRULE
5. NUT IS NICKEL PLATED ZINC OR PVC+PBT BLEND (POLYVINYL CHLORIDE + POLYBUTYLENE TEREPHTHALATE)
6. SILICONE DUST CAP
7. TIA 604.2 (FOCIS 2) COMPATIBLE

INSTRUCTIONS:

1. STRIP 26mm OF OUTER JACKET AND 16mm OF INNER JACKET OFF OF FIBER.
2. TRIM ARAMID STRENGTH MEMBER SHORT.
3. APPLY EPOXY TO INSIDE OF ST® CONNECTOR, BARE FIBER AND TO RIBS ON OUTSIDE OF CONNECTOR.
4. INSERT STRIPPED END OF CABLE INTO ST® CONNECTOR. ROTATE FIBER DURING INSERTION TO EVENLY DISTRIBUTE EPOXY.
5. ALLOW EPOXY TO CURE BEFORE POLISHING.

ST® IS A REGISTERED TRADEMARK OF OFS FITEL, LLC



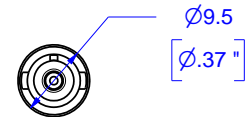
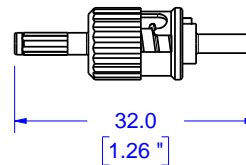
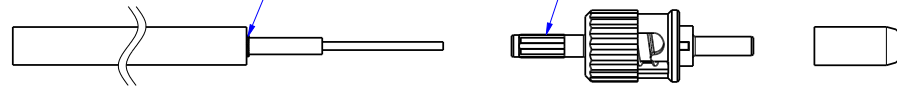
METRIC

REVISIONS

REV	DESCRIPTION	ECO	DATE	DWN	APVD
A	Initial release		4/13/2012	BB	AR

TRIM ARAMID STRENGTH MEMBER CLOSE TO OUTER JACKET

APPLY EPOXY TO RIBS



RECOMMENDED EPOXY:
EPO-TEK 301

UNLESS OTHERWISE SPECIFIED DIMENSIONS MILLIMETERS [IN.]	PRODUCT	Industrial Fiber Optics TEMPE, AZ 85281			
	MATERIAL				
DIMENSIONS ARE FOR REFERENCE ONLY NO TOLERANCES MAY BE IMPLIED FROM THIS DOCUMENT	FINISH	Electropolish	NAME		
	DRAWN BY	B. Bidwell	ST® connector DJ		
	DATE	4/13/2012			
	CHECKED BY	A. Reyes	SIZE	SCALE	PART NUMBER
	DATE	4/13/2012	A	1:1	51 0123
			REV	A	
			DO NOT SCALE DRAWING		Sheet 1 of 1